


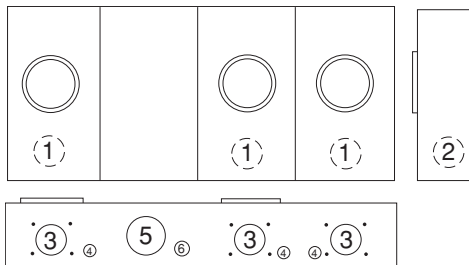
Milbank Meter Sockets

Consumers Energy Approved

200 Amp Horizontal Gang Sockets



U1253-X-QG-KK-K3



- 4 terminal, 1Ø, 3W
- 200 amp per position
- Ringless design
- Overhead / underground service
- Line Side: #4-600 kcmil connectors
- Load side: #6-350 kcmil connectors
- Manual horn-type bypass provided
- Closing plate installed
- Quadriplex ground installed

200 AMP / POSITION—4 TERMINAL—RINGLESS—1Ø3W—OVERHEAD / UNDERGROUND*

NO. OF POS.	CATALOG NUMBER	HUB	CONNECTOR CU/AL		BY-PASS	DIMENSIONS			CONCENTRIC K.O.'S					
			LINE	LOAD		D"	W"	H"	1	2	3	4	5	6
3	U1253-X-QG-KK-K3	C.P.	#4-600 kcmil	#6-350 kcmil	HORN	5 ¹ / ₈	34 ¹¹ / ₁₆	14	2 ¹ / ₂	2 ¹ / ₂	2 ¹ / ₂	1 ¹ / ₂	3	1
4	U1254-X-QG-KK-K3	C.P.	#4-600 kcmil	#6-350 kcmil	HORN	5 ¹ / ₈	42 ⁷ / ₈	16	2 ¹ / ₂	2 ¹ / ₂	2 ¹ / ₂	1 ¹ / ₂	3	1
5	U1255-X-QG-KK-K4	C.P.	(2)#2-600 kcmil	#6-350 kcmil	HORN	5 ¹ / ₈	54 ⁷ / ₈	16	2 ¹ / ₂	2 ¹ / ₂	2 ¹ / ₂	1 ¹ / ₂	3	1
6	U1256-X-QG-KK-K4	C.P.	(2)#2-600 kcmil	#6-350 kcmil	HORN	5 ¹ / ₈	63 ¹ / ₁₆	18	2 ¹ / ₂	2 ¹ / ₂	2 ¹ / ₂	1 ¹ / ₂	3	1

CONNECTORS: Extruded aluminum connectors are tin plated.

BUSSING: Bussing is 5/16" x 1" aluminum on 1253, 3/8"x1" aluminum on 1254-1256.

***FOR OVERHEAD SERVICE:** The 1254, 1255 and 1256 units are factory assembled for underground service. If overhead service is desired an extension kit is required. Order catalog number **K3923** for the 1254 and 1255 units and **K3955** for the 1256 unit.

816.483.5314 phone

816.483.6357 fax

www.milbankmfg.com


CEA 01/06



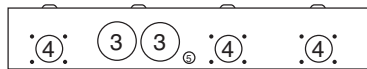
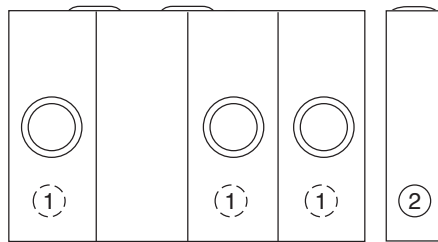
Milbank Meter Sockets

Consumers Energy Approved

200 Amp Horizontal Gang Sockets



U2733-XT-K8 (shown without line side connectors)



CENTER WIREWAY

- 7 terminal, 3Ø, 4W – 600 VAC
- 200 amp per position
- Ringless design
- Overhead / underground service
- Line Side: Twin #2-600 kcmil connectors
- Load side: #6-350 kcmil connectors
- Heavy duty jaw clamping lever bypass
- Closing plates (2) installed
- Triplex ground installed



200 AMP – 7 TERMINAL – RINGLESS – 3Ø4W – OVERHEAD/UNDERGROUND*

SERV.	NO. OF POS.	CATALOG NUMBER	HUB	CONNECTOR CU/AL		BY-PASS	DIMENSIONS			CONCENTRIC K.O.'S				
				LINE	LOAD		D"	W"	H"	1	2	3	4	5
OH/UG	3	U2733-XT-K8	(2)C.P.	(2) #2-600 kcmil	#6-350 kcmil	LEVER	6	42 ³ / ₁₆	25 ¹ / ₄	2 ¹ / ₂	2 ¹ / ₂	4	2 ¹ / ₂	1 ¹ / ₄ , ¹ / ₂
OH/UG	4	U2734-XT-K8	(2)C.P.	(2) #2-600 kcmil	#6-350 kcmil	LEVER	6	52 ¹ / ₄	25 ¹ / ₄	2 ¹ / ₂	2 ¹ / ₂	4	2 ¹ / ₂	1 ¹ / ₄ , ¹ / ₂
OH/UG	5	U2735-XT-K8	(2)C.P.	(2) #2-600 kcmil	#6-350 kcmil	LEVER	6	62 ⁵ / ₁₆	25 ¹ / ₄	2 ¹ / ₂	2 ¹ / ₂	4	2 ¹ / ₂	1 ¹ / ₄ , ¹ / ₂
OH/UG	6	U2736-XT-K8	(2)C.P.	(2) #2-600 kcmil	#6-350 kcmil	LEVER	6	72 ³ / ₈	31 ¹ / ₄	2 ¹ / ₂	2 ¹ / ₂	4	2 ¹ / ₂	1 ¹ / ₄ , ¹ / ₂

HUBS: Units supplied with two closing plates. Order hubs as extra.

BYPASS: Lever supplies clamping action on meter spades and also operates bypass device.

***CONNECTOR KITS:** Line wire sections supplied with twin #2-600 kcmil connectors. Line connectors can be reversed to change from "OH" to "UG" service.

816.483.5314 phone

816.483.6357 fax

www.milbankmfg.com

